


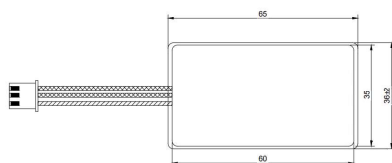
Read these instructions before installation and retain for future reference. This equipment should be installed by a competent electrician



Emergency Pack

Battery:

Self test & Manual test 2 in 1:



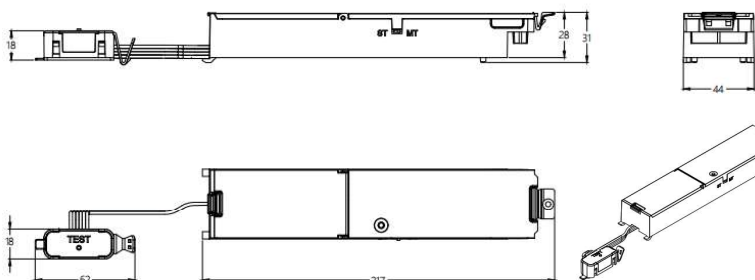
Self Test









Manual Test

Please Note: The product is supplied with the battery disconnected.

Dimensions(Unit:mm)

Converter Dimensions



LED Colour	Status		On Time (Seconds)	Off Time (Seconds)	Description
Green		Permanent on	/	/	Normal status when mains connected
		Slow flash	1s	1s	Duration test running
		Fast flash	0.2s	0.2s	Function test running
		Normal flash three times only	0.5s	0.5s	Time reset
Red		Permanent on	/	/	Battery failure
		Slow flash	1s	1s	Lamp failure
		Fast flash	0.2s	0.2s	Duration failure - the capacity of the battery is not enough
Both Off		Off	/	/	Emergency mode

A test switch is applied for different functions activated manually.

Duration	Function
Press for <2s	Simulate emergency mode
Press for 3-5s	Start duration test manually. The test can be aborted by pressing off (1-2s).
Press for 5-8s	Start Function test manually for 60s. The test can be aborted by pressing off (1-2s).
Press for >10s	Time Reset

Important Information

We recommend that luminaires are installed by a qualified electrician ensuring the installation complies with current IEE wiring regulations BS7671:2018 & local building control.

- All tests should be carried out in accordance to EN 50172:2004.
- BELL will not accept responsibility for any claims arising from a poor installation.
- Not suitable for petrochemical installations.
- Operating Temperature 0°C to +40°C

Warning Before installation ensure power is disconnected.

This product may contain substances that can be hazardous to the environment if not disposed of properly. Electrical and electronic equipment should never be disposed of with general household waste but must be separated for its correct treatment and recovery. Where possible recycle your packaging.



Technical Helpline +44 (0)1924 893380

www.belllighting.co.uk

British Electric Lamps Ltd
BELL House, Foxbridge Way, Normanton Industrial Estate
Normanton, West Yorkshire. WF6 1TN

T: +44 (0)1924 893380 F: +44 (0)1924 894320 E: sales@belllighting.co.uk

www.belllighting.co.uk

Read these instructions before installation and retain for future reference. This equipment should be installed by a competent electrician

